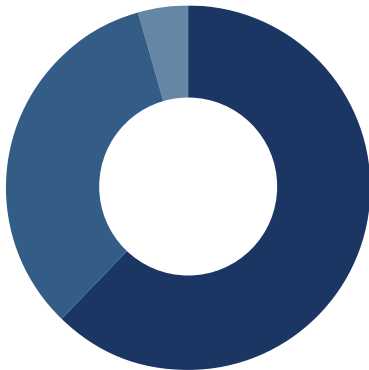


# EDUCATION

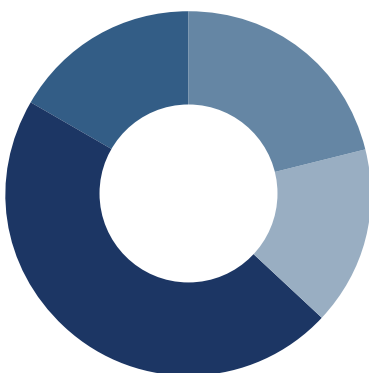
	<i>Colorado</i>	<i>United States</i>
High School Graduate or Higher, Percent of Persons age 25 Years or More	90.4%	86.3%
Bachelor's Degree or Higher, Percent of Persons age 25 Years or More	37.5%	37.5%

(US Census, 2010-2014)



## Total Enrollment — Fall 2014

Four-Year Public	156,934
Community Colleges	84,138
Local District Institutions	10,706

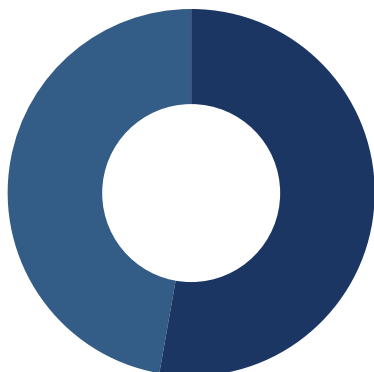


## Degrees Awarded — 2013-2014

Certificates	11,735
Associate	8,651
Bachelor	25,731
Graduate	9,048

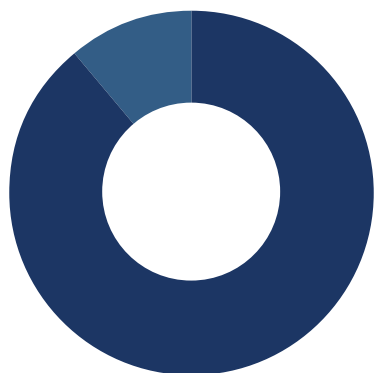
## 2-Year and 4-Year Public Institutions

	Total	4-Year	2-Year
Institutions	31	14	17
Students	251,778	156,934	94,844



### Public Institutions Student Demographics

Female	53%
Male	47%



### Public Institutions Degree Level

Undergrad	89%
Grad	11%

## Public Institutions Degrees Offered — September 2015

Certificates	1,927
Associates	915
Bachelors	1,479
Masters	1,088
Doctorate	396